


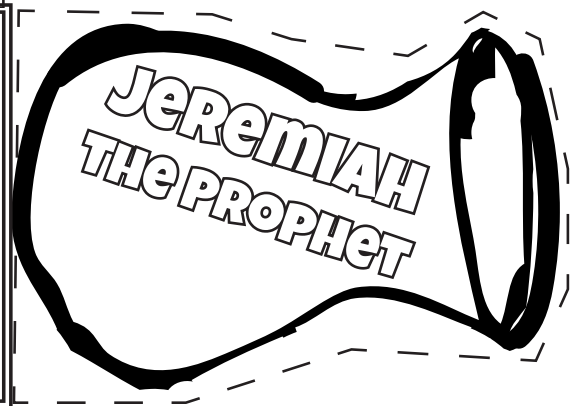
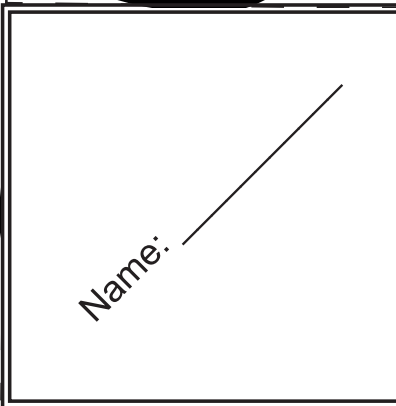

# 59

## JEREMIAH

**Jeremiah 18; 25:11-12; 29**

Instructions:

1. Learn the story.
2. Color the jars.
3. Cut on the dotted lines.
4. Fold on the double lines.
5. Glue or staple the strip of paper around the jar to keep it together.
7. Share the story of Jeremiah with others!



**...WE ARE THE CLAY, YOU ARE THE POTTER;**  
**Isaiah 64:8 (NIV)**

### ADVENTURES IN THE BIBLE

Permission is granted to make physical copies of the pages in this book only for ministry use to share the Good News of Jesus Christ but not for profit or sales. Find more resources: [www.reachworld.org/resources](http://www.reachworld.org/resources) All rights reserved 2024 © Michael Shead.